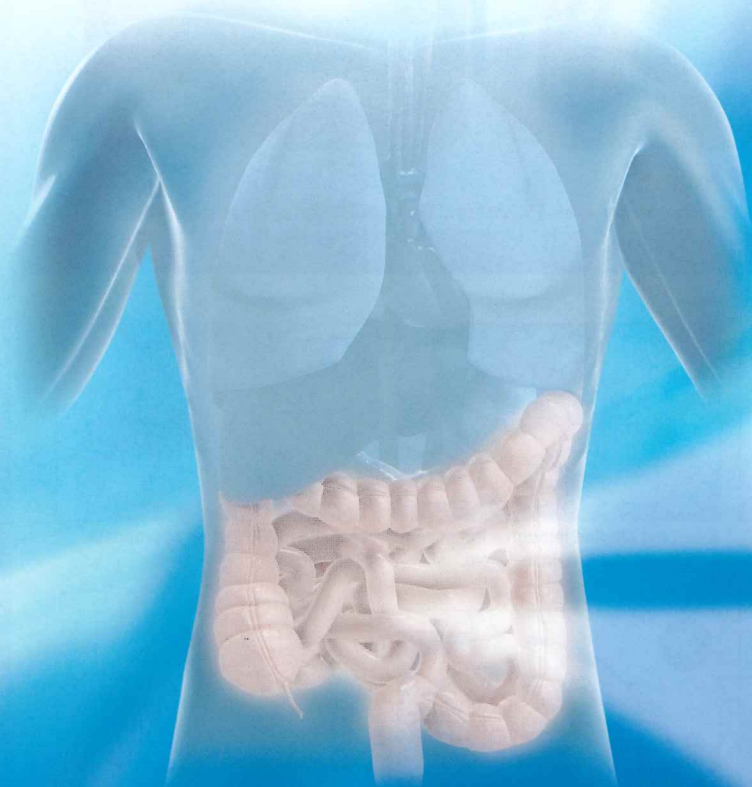




# **ENDORACTOR™**

*Useful Laparoscopic Sponge  
for Retraction of small intestine*

---



• 24cm



• Type J20cm  
• Type JL



## Features

### No need to remove organs by an extreme head down position

"ENDORACTOR™" enables the surgery in a nearly horizontal position to reduce the risk.

### Reduce stress of surgeons from descent of organs

"ENDORACTOR™" maintains a wide surgical field by isolating the organs. This reduces the stress of surgeons.

### Enable to secure wide range isolation of organs

Swells approximately 9 times.

### Reduce the risk of damage to organs

Cause less tissue trauma made from cellulose material and reduces the risk of damage to organs compared with other retractors.

### X-ray detectable

Reduces the risk of internal residue.



### Wide center and curvature design ensures effective isolation of the small intestine

(for Type J 20cm - Type JL)

## Description

### ENDORACTOR™ 24 cm

Size : 240 mm × 8 mm × 8 mm

### ENDORACTOR™ Type J 20 cm

Size : 200 mm × 8 mm × 8 mm

### ENDORACTOR™ Type JL

Size : 240 mm × 8 mm × 8 mm

Before swelling

Absorbency  
Approx.  
150mL

Absorbency  
Approx.  
80mL

Absorbency  
Approx.  
150mL

Size : 260 mm × 72 mm × 8 mm

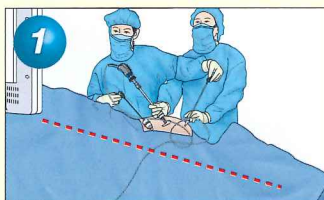
Size : 210 mm × (60/40) mm × 8 mm

Size : 260 mm × (80/60) mm × 8 mm

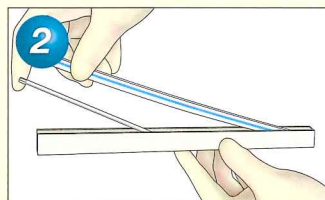
After swelling

Material : Sponge (Cellulose 100%), X ray detectable agent (Polypropylene, Polyester, Barium Sulfate, Blue pigment)

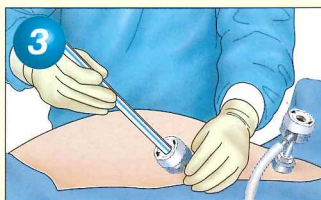
## Use Procedure



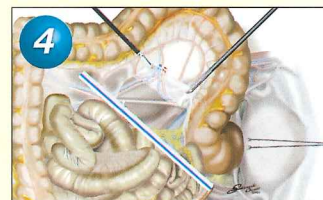
1 Place a patient in a head-down position or other necessary position to isolate the organs other than the target.



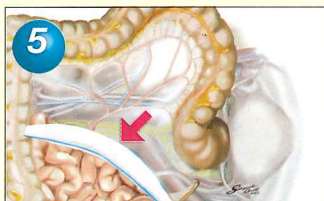
2 Remove the product from the sheath.



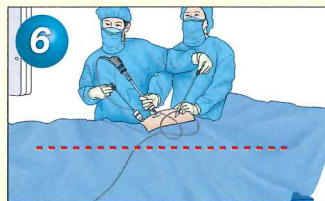
3 Insert the product through a trocar with a diameter not less than 12mm.



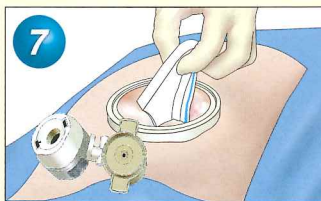
4 Place the product at an appropriate location.



5 Spray the product with saline, causing it to swell. Then, isolate the organs other than the target to secure the surgical field.



6 Return the position of patient to a nearly horizontal position as soon as possible to such an extent that organs do not fall back in the surgical field, and conduct the surgery.



7 Make a small incision and take out the product from the body cavity.

Code No.	Item	Spec.	Packing
088-480000	ENDORACTOR	24 cm	1 pc / pack, 6 packs / box, 2 boxes / carton
088-480010	ENDORACTOR	Type J 20 cm	1 pc / pack, 6 packs / box, 2 boxes / carton
088-480500	ENDORACTOR	Type JL	1 pc / pack, 6 packs / box, 2 boxes / carton

MADE IN JAPAN

## KAWAMOTO CORPORATION

6-4 TANIMACHI 2-CHOME, CHUOKU OSAKA 540-0012, JAPAN. TEL : 81-6-6943-8991 FAX : 81-6-6943-9081  
<https://www.kawamoto-sangyo.co.jp> E-mail : kbm@kawamoto-sangyo.co.jp